

ovoprenatal



For a peaceful pregnancy

Becoming a parent is a beautiful and rewarding time in your life yet it can also be filled with many questions, responsibilities and the deepest desire to do everything right for your child.



ovo prenatal at your service

Since 2008

ovo prenatal offers professional services to help reassure and guide you along this wonderful time in your family's life. Our professional team specializes in the field of women's health and can provide you with quality services in obstetrics, gynecology, cytogenetics, ultrasound imaging and diagnostic laboratory services.



Spacious and welcoming offices



Equipment and techniques on the cutting-edge of technology



Fast and highly accurate results



Easy online appointment booking

PRENATAL SCREENING

Reasons for having prenatal screening

Prenatal screening is a safe technique used to determine the risk that the fetus will have certain medical conditions, including trisomy 21. Several types of prenatal screening are now available.

Some people will choose to have prenatal screening to obtain information about the health of the fetus without causing risk to the pregnancy. The choice of whether or not to proceed with prenatal screening, as well as the choice of the test used, is a personal decision.

Detection for trisomy 21

Trisomy 21, also called Down syndrome, is the most common chromosomal abnormality affecting one in 700 fetuses in Canada. This anomaly is associated with moderate to severe intellectual disability and congenital malformations, especially heart defects. It is important to note that fetuses with Down's syndrome sometimes do not present any abnormalities visible on the 20-week morphological ultrasound.

Detection for trisomy 18 and 13

Trisomies 18 and 13 are rarer trisomies called **Edwards syndrome** and **Patau syndrome**, respectively. They are always associated with severe congenital malformations which are generally visible on the 20-week ultrasound. Most pregnancies affected by one or the other of these trisomies are not compatible with life, and children who are born have a limited life expectancy that rarely exceeds the first year.

optimo

The **optimo** test is an extended contingent prenatal screening test with fetal DNA that can detect trisomies 18 and 21. This approach offers greater precision for the detection of trisomy 21 than screening techniques currently available on the market and provides results early in pregnancy.

The **optimo** test is based on the analysis of ultrasound parameters, such as nuchal translucency, as well as serum parameters, including the assay of certain hormones / proteins of the 1st trimester. The detection rate for trisomie 21 is 98%.

Its step-by-step approach is currently the approach recommended by the world's leading maternal-fetal medicine organizations. Patients at intermediate or high risk following the first stage (approximately 17% of cases) will be offered a **harmony** prenatal fetal DNA screening test at no additional cost.

This approach makes it possible to screen for trisomies during pregnancy, and to prevent many women from having to resort to invasive prenatal diagnostic techniques, while retaining the advantages of conventional prenatal screening in the 1st trimester.



Why choose optimo?



Test performed during the first trimester

Between 11th week + 4 days to 13th week + 6 days



A non-invasive test

Safe test for both mother and baby



Increased reliability

A detection rate of 98% for trisomy 21



Total time 45 minutes

To carry out your ultrasound and blood test, all in the same appointment



Pictures of your baby

Provided printed and electronically



Specialized genetic team


Available to answer your questions



Results reported in 3-5 business days*

The report will be sent to your doctor

* depending on the location

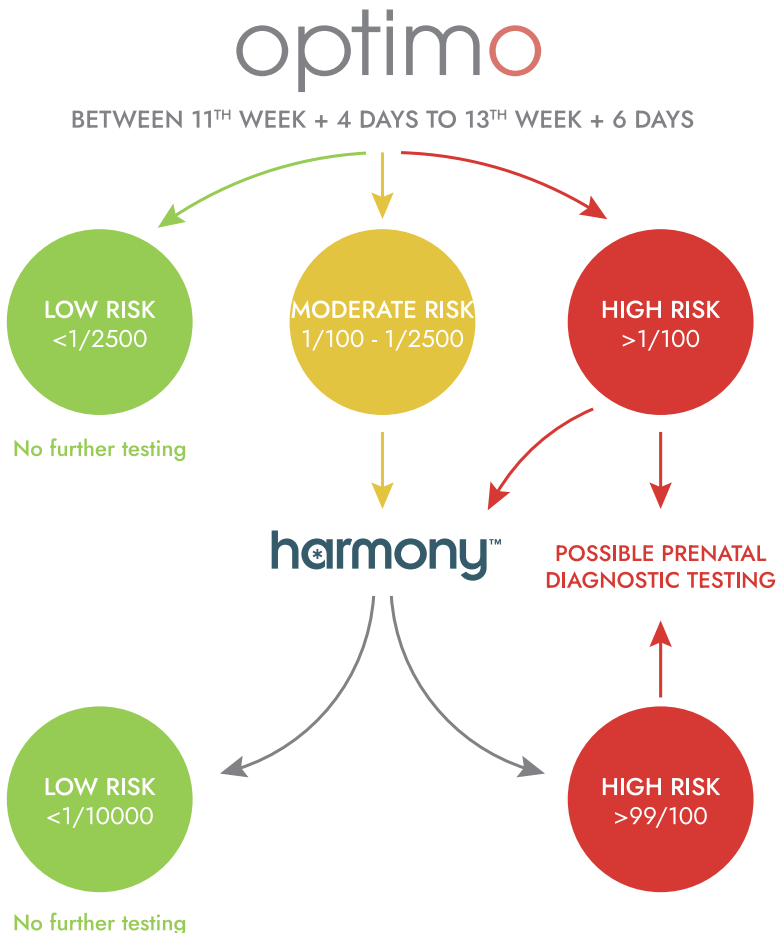


The result

A low risk ($<1/2500$) indicates that the result is reassuring and that further testing is not required.

A medium risk (between $1/100$ and $1/2500$) indicates that it is desirable to perform a prenatal screening test by fetal DNA **harmony** (at no additional cost) which will allow you to specify your risk.

A high risk ($> 1/100$) indicates that a prenatal screening test by fetal DNA **harmony** or a prenatal diagnostic test, such as amniocentesis or chorionic biopsy, is suggested. Prenatal diagnosis would thus confirm or rule out the presence of a chromosomal abnormality.





proudly performed in Quebec

Prenatal screening test

by fetal DNA in maternal blood

harmony is a non-invasive prenatal test that can screen for trisomies 13, 18 and 21, as well as abnormalities of the sex chromosomes in the fetus. This test involves analyzing the DNA of the placenta, which is present in the mother's blood during pregnancy.

Although this is a genetic test, the objective is not to analyze the genome of the fetus, but only to assess the proportion of fragments from chromosomes 13, 18, 21 and X, Y if requested. An excess of genetic material is then found when the fetus has trisomy 13, 18 or 21.

harmony is performed with a simple maternal blood test. This test can be performed from the 10th week of pregnancy and its detection rate is greater than 99% for trisomy 21.

Sex chromosome abnormalities include several conditions, including Turner syndrome (also called Monosomy X or 45X) and Klinefelter syndrome (XXY). These conditions have symptoms which can vary greatly from person to person, and some undiagnosed affected individuals have the risk of experiencing fertility problems in adulthood. In other cases, prenatal signs may be identified and developmental difficulties may be present*.

harmony significantly reduces the need for invasive sampling, such as amniocentesis and chorionic villus biopsy, which can cause miscarriages in about 0.5 to 1% of cases.

In the event of a high risk of trisomy, an invasive diagnostic technique (chorionic biopsy or amniocentesis) will be suggested to confirm this result, because **harmony** is a screening test and not a diagnostic test.

* Due to the great variability of these conditions, it is not recommended to automatically perform prenatal screening for sex chromosome abnormalities without first discussing it with your doctor. Screening for sex chromosome abnormalities is only available upon written request from a physician.



Obstetric ultrasounds

An obstetric ultrasound is an exam performed during pregnancy to ensure the growth and well-being of the fetus.

At the **clinique ovo**, all ultrasounds are performed using state-of-the-art devices. These are carried out primarily for medical reasons and take place largely in 2 dimensions (2D). When the baby's position allows it, 3-dimensional (3D) images can be captured.

At the end of each ultrasound, you will leave with several printed photos as well as a link to download electronic copies of all those taken during the appointment.

Dating ultrasound

Dating ultrasound can determine gestational age (number of weeks pregnant) more accurately than using the date of the last menstrual period. It is performed from the 10th week of gestation.

A prescription is needed to do this ultrasound.

1st trimester ultrasound (nuchal translucency)

This ultrasound is performed between 11 weeks + 4 days and 13 weeks + 6 days to assess the risk of the most common genetic abnormalities. The examination allows a measurement of nuchal translucency and checks, among other things, for the presence of the nasal bone and major deformities.

The nuchal translucency measurement is the measurement of the thickness of the fluid on the back of the fetus' neck. When this measurement is high, it indicates a higher risk for certain genetic abnormalities and congenital malformations including cardiac conditions.

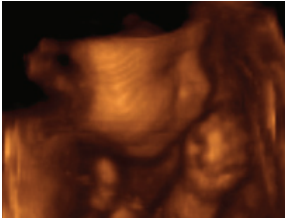


2nd trimester ultrasound (morphology)

It is performed between 20 and 22 weeks to assess the fetal anatomy by examining precisely the head, thorax, abdomen, spine, and limbs. If the baby's position allows it, it may be possible to determine his or her gender.



3rd trimester ultrasound (growth)



This aims to monitor the well-being of the baby by performing a fetal biophysical profile. Body and respiratory movements, amniotic fluid, as well as the placenta are examined. An estimate of the baby's weight is made.

Genetic counseling

At **clinique ovo**, you will have access to the expertise of our genetic counselors to guide you through your pregnancy.

Our team is here for you whether it is:

- To discuss your screening options;
- To assist you in the assessment of your family history;
- Investigate the risk of passing an inherited disease to your baby.

These consultations are covered by the RAMQ.

Perinatal counselling service

clinique ovo provides you with the advice of a healthcare professional to answer all your questions regarding perinatal care. A service from your home and free of charge.

- Psychological support
- Breastfeeding support
- Prevention of postpartum depression
- Fatigue relief
- Prenatal tests, pregnancy pains...

Your laboratory analyzes

- 1st trimester blood test
- Induced hyperglycemia
- Pap test &/or HPV
- 2nd trimester blood test
- Any other analysis requested by your doctor can also be carried out at **ovo labo**.

Fetal sex test

Do you want to know the sex of your baby? This is now possible with us from 6 weeks of pregnancy.

You can do this test on its own or combine it with our optimo prenatal screening test, which will allow you to determine your risk for Down's syndrome while still obtaining the gender of your baby.

The test is carried out in collaboration with **SneakPeek®** and offers a detection rate of 99.9%.

Please note that the **SneakPeek®** test is offered for recreational purposes only and does not include any medical information related to your baby's health. It is therefore not a substitute for prenatal screening, an ultrasound or any other test requested by your doctor.



ovobiosurance

The only family stem cell bank in Quebec

**Stop throwing away
your baby's cord blood,
keep the precious cells
it contains for your family!**

Find out before giving birth
www.cliniqueovo.com



Our locations

MONTREAL

8000, blvd Decarie, suite 600
Montreal
514.798.2000

Book an appointment online
www.cliniqueovo.com/en/contact-us



Obstetric
ultrasound



Prenatal blood
screening



Sex of your baby



Cord blood



Consultation

Comprehensive prenatal services & medical analysis laboratory

QUEBEC

418.425.0128

GREENFIELD-PARK

514.798.2000

TERREBONNE

514.798.2000

VAUDREUIL

514.798.2000

LAVAL

1.877.664.3246

BOISBRIAND

1.877.664.3246

Prenatal blood tests

BEAUCEVILLE

418.774.9878

BROMONT

450.919.3911

DRUMMONDVILLE

819.850.0568

ÎLES DE LA MADELEINE

418.986.2121

LASARRE

819.333.2311

MONT-LAURIER

819.440.2024

PRÉVOST

450.996.0954

SAINT-JOSEPH-DE-BEAUCE

418.397.5878

SHERBROOKE

819.791.9009

THETFORD-MINES

581.724.0193

Find the complete addresses of our services on

 cliniqueovo.com